



**GOVERNMENT OF JAMMU & KASHMIR
(DEPUTY COMMISSIONER) UDHAMPUR**

Phone No: - 01992-270212, Fax No: - 01992-271845, E-mail id: - udhampur@nic.in, squdhampur@gmail.com

Sub:- Notification of Market Value Guidelines and Rates of Immovable Property for the Calendar Year 2022 for District Udhampur.
Ref:- CSSJ/21-22/558-67 dated 29-12-2021 Issued by Deputy Commissioner Stamps, Convener Divisional Valuation Board Jammu.

NOTIFICATION

In exercise of the powers vested to me in terms of sub-rule (2) of Rule -4 of SRO-303 dated 04-10-2011 and SRO-379 dated 22-12-2011 of J&K Perpetration and Revision of Market Value Guidelines Rules, 2011 read with SRO-221 of 2018 dated 18-05-2018 issued by the Finance Department, J&K Government and also on the basis of the approval conveyed by the Divisional Valuation Board under Rule-3 of SRO-379 dated 22-12-2011 vide No. CSSJ/21-22/558-67 dated 29-12-2021 with minutes of meeting held on 13-12-2021 & 18-12-2021 under the Chairmanship of Divisional Commissioner Jammu as Chairman. The rates of the immovable property of Udhampur District for the Calendar Year – 2022 are hereby notified as shown in the statements appended to this notification.


It is further notified that for the rates in form II, the rates of prevailing PWD schedule of rate (SOR) by Chief Engineer (R&B), Jammu shall apply to all the Districts of Jammu Division. In urban areas, where the nature of land has not been classified as a residential or commercial rates of residential or cocmercial would be applicable depending on the land use of the said land as defined in the Master Plan of the area.

These rates shall remain in force w.e.f. 01-01-2022 to 31-12-2022.

Encls: lvs

No. DCU/SQ/SDR/2021-22/3076-99

Dated:- 30-12-2021


Indu Kanwal Chib (JKAS)
Deputy Commissioner,
(Chairman District Valuation Committee)
Udhampur.

Copy to the:-



1. Chairman, Divisional Valuation Board, (Divisional Commissioner), Jammu for kind of information.
2. Inspector General of Registration J&K, for kind information.
3. Deputy Commissioner of Stamps, Divisional Valuation Board, Jammu for information.
4. Chief Engineer PWD (R&B) Jammu, for information.
5. Director Agriculture Jammu for information.

6. Divisional Forest Officer Udhampur, for information.
7. District Registrar, Udhampur for favor of information and n/a.
8. Sub-Registrar (Assistant Commissioner Revenue) Udhampur for information and n/a.
- 9-12. Sub-Registrar (SDMs) Dudu/Basantgarh/Ramnagar/Chenani for information and n/a.
13. Chief Town Planner Jammu for information.
14. Manager, Govt. Printing Press, Jammu for publication of the notification in Govt. Gazette with the request that copy of the same be conveyed to this office for record and reference.
15. District Information Officer, Udhampur with the request that this notification be published at least in two local leading newspaper and press cutting of the same be furnished to this office for record and reference.
- 16-23. Tehsildar Udhampur, Ramnagar, Chenani, Basantgarh, Mounгри, Panchari, Latti-Marothi and Majalta for information.
24. District Informatics Officer, Udhampur with the request to upload the Stamp Duty Rates for the Calendar Year 2022 in respect District Udhampur in District Website.



Notified Market Value Guidelines of Urban Plots for the year 2022 in District Udhampur.

S. No	Name of City/Tehsil	Ward No.	Name of Mohalla/ Colony/ Society/ Street	Existing(2021) Value of Plot per Kanal (in Rs)		Notified (2022) Value of Plot per Kanal (in Rs)	
				Residential	Commercial	Residential	Commercial
1	2	3	4	5	6	7	8
Notified Stamp Duty Rates of Urban Plots for the year 2022 in Tehsil Udhampur							
1	Udhampur	1.Subhash Nagar	Subhash Nagar, Bharat Nagar, & Jakhain.	4692000	7854000	4786000	7854000
2	-Do-	2.Indra Nagar	Indra Nagar, Chenani Project & complex	4692000	7854000	4786000	7854000
3	-Do-	3.Id Gah	Id Gah & Old Jail Complex	4692000	7854000	4786000	7854000
4	-Do-	4.Adarsh Colony	Adarsh Colony & Court Road	4692000	7854000	4786000	7854000
5	-Do-	5.Barrian	Barrian, New Barrian, Old Microwave & New Shajalta	4692000	9950000	4786000	9950000
6	-Do-	6.Karan Nagar	Karan Nagar	4692000	7854000	4786000	7854000
7	-Do-	7.Garrian Talab	Garrian Talab & Karlai Suki	4692000	7854000	4786000	7854000
8	-Do-	8.Ram Kala Kendra	Ram Kala Kender, Waziran Mandir & Gurdawara Gali	6700000	9925000	6834000	9925000
9	-Do-	9.Arya Smaj Gali	Arya Smaj Gali, Lambi Gali & Beotra Gali	6700000	9925000	6834000	9925000
10	-Do-	10.Shiv Nagar	Shiv Nagar, Old telegraph & Mohalla Acharya	6700000	9925000	6834000	9925000
11	-Do-	11.Raghunath Pura	Raghunath Pur & Shiv Nagar.	6700000	9925000	6834000	9925000
12	-Do-	12.Geeta Bhawan	Geeta Bhawan, Shitta Mandir & Pabbian Mohalla.	6700000	9925000	6834000	9925000
13	-Do-	13.Lambi Gali	Lambi Gali & District Hospital	6700000	9925000	6834000	9925000
14	-Do-	14.Talab Sailain	Talab Sailain & Bal Ashram	6700000	9925000	6834000	9925000
15	-Do-	15.Shakti Nagar	Shakti Nagar, Karlai Kangloo & Karlai Suki	6700000	9925000	6834000	9925000
16	-Do-	16.Chabutra	Chabutra, Mohalla Pachyala & Dina Nagar.	6700000	9925000	6834000	9925000
17	-Do-	17.Christian Colony & Omara	Christian Colony, Omara, Omara-New & Salain Talab	6700000	9925000	6834000	9925000

S. No	Name of City/Tehsil	Ward No.	Name of Mohalla/ Colony/ Society/ Street	Existing(2021) Value of Plot per Kanal (in Rs)		Notified (2022) Value of Plot per Kanal (in Rs)	
				Residential	Commercial	Residential	Commercial
1	2	3	4	5	6	7	8
18	Udhampur	18.Dallah	Dallah & Gangera	5610000	8600000	5722000	8600000
19	-Do-	19.Rount	Rount, Shiv Nagar & Sambal	4692000	7854000	4786000	7854000
20	-Do-	20.Sangoor *	Sangoor & Sail Sallan, Omala, Thali, Chari & Swail	4692000	7854000	4786000	7854000
21	-Do-	21.Kallar Himiti	Kallar Himiti & Thanda Paddar, Nagrota, Karlai Khalki & Dandyal.	4692000	7854000	4786000	7854000
Notified Stamp Duty Rates of Urban Plots for the year 2022 in Tehsil Ramnagar							
1	Ramnagar	W.No 1	Chigli Chouri	1102500	6615000	1323000	6946000
2	Do	W.No 2	Panditon ka Mohalla	1123500	6615000	1348200	6946000
3	Do	W.No 3	Kalsotra Mohalla	1123500	6615000	1348200	6946000
4	Do	W.No 4	Pakhetra Mohalla	1123500	6615000	1348200	6946000
5	Do	W.No 5	Jandial Mohalla	1144500	7140000	1373400	7497000
6	Do	W.No 6	Kharka Mohalla	1123500	7035000	1348200	7387000
7	Do	W.No 7	Patwari Mohalla	1123500	6615000	1348200	6946000
8	Do	W.No 8	Phalla Mohalla	1113000	5040000	1335600	5292000
9	Do	W.No 9	Suka Talab	1155000	3360000	1386000	3528000
10	Do	W.No 10	Adhyapak Nagar	1102500	3570000	1323000	3749000
11	Do	W.No.11	Gratbhati	892500	3570000	1071000	3749000
12	Do	W.No 12	Nouji	892500	3570000	1071000	3749000
13	Do	W.No 13	Gundhian	892500	2730000	981750	2866000

S. No	Name of City/Tehsil	Ward No.	Name of Mohalla/ Colony/ Society/ Street	Existing(2021) Value of Plot per Kanal (in Rs)		Notified (2022) Value of Plot per Kanal (in Rs)	
				Residential	Commercial	Residential	Commercial
1	2	3	4	5	6	7	8
Notified Stamp Duty Rates of Urban Plots for the year 2022 in Tehsil Chenani							
1	Chenani	W. No. 1	Mada Partially	898800	1627500	989000	1953000
2	Do	W. No. 2	Batna Partially	871500	1596000	959000	1915000
3	Do	W. No. 3	Chenani	875700	1590750	963000	1909000
4	Do	W. No. 4	Chenani	875700	1590750	963000	1909000
5	Do	W. No. 5	Chenani	875700	1590750	963000	1909000
6	Do	W. No. 6	Chenani	875700	1590750	963000	1909000
7	Do	W. No. 7	Chenani	875700	1590750	963000	1909000


Chairman
Deputy Commissioner
Udhampur

Notified Market Value Guidelines of Rural Areas for the year 2022 in District Udhampur										
S. No.	Tehsil	Patwar Halqa	Village	Value per Kanal (In Rs)						
				Irrigated		Un-Irrigated		Rates for Residential/Commercial purpose in Rural areas (per Kanal) for the Year-2022		
				Existing (2021)	Notified (2022)	Existing (2021)	Notified (2022)	Existing (2021)	Residential (Notified)	Commercial (Notified)
1	Udhampur	Udhampur	Omara (R)	0	0	2200000	2376000	3300000	3564000	4600000
2	-Do-	Jakhain	Jakhain Rural	1633000	1764000	1168000	1261000	2618000	2827000	3665000
3	-Do-		Shajalta Rural	1632750	1763000	1167600	1261000	2617650	2827000	3665000
4	-Do-	Dhanori	Dhanori Rowarli	917700	964000	655200	688000	1572900	1651000	1966000
5	-Do-		Dhanori Parli	626850	658000	508200	534000	989100	1039000	1236000
6	-Do-	Sambal	Sambal Rural	690000	745000	595000	643000	1035000	1118000	1450000
7	-Do-		Sui	635000	686000	470000	507700	990000	1069000	1386000
8	-Do-		Rakh Tanday	441000	463000	352800	371000	700350	735000	840000
9	-Do-	Chakher	Chakher	690000	745000	525000	567000	990000	1069000	1386000
10	-Do-		Chakher Sundli	626850	677000	410550	443000	983850	1063000	1386000
11	-Do-	Laddan	Laddan	578550	608000	512400	538000	934500	981000	1215000
12	-Do-	-Do-	Hansoo	471450	495000	428400	450000	792750	832000	951000
13	-Do-		Kotlibala	422100	443000	334950	352000	724500	761000	869000
14	-Do-	Ossu	Ossu	421050	442000	325500	342000	668850	702000	802700
15	-Do-		Rakh Kotli	402150	422000	320250	337000	656250	689000	787000
16	-Do-	Pakhlai	Pakhlai	171150	180000	132300	139000	254100	267000	305000
17	-Do-		Dhar Gaddian	171150	180000	132300	139000	254100	267000	305000
18	-Do-	Omala	Omala Rural	850000	918000	700000	756000	1360000	1469000	1836000
19	-Do-		Thali Rural	825300	867000	682500	717000	1270500	1334000	1525000
20	-Do-		Chanthal	825300	867000	682500	717000	1206450	1267000	1448000
21	-Do-		Cheri Rural	698500	755000	550000	595000	1121000	1217000	1513000
22	-Do-		Swail Rural	848710	917000	682000	737000	1320000	1426000	1782000

S. No.	Tehsil	Patwar Halqa	Village	Value per Kanal (In Rs)						
				Irrigated		Un-Irrigated		Rates for Residential/Commercial purpose in Rural areas (per Kanal) for the Year-2022		
				Existing (2021)	Notified (2022)	Existing (2021)	Notified (2022)	Existing (2021)	Residential (Notified)	Commercial (Notified)
23	Udhampur	Sangoor	Sial Sallan Rural	569000	615000	475000	513000	1188000	1283000	1640000
24	-Do-	Bishal Jattan	Bishal Jattan	539700	567000	179550	189000	590100	620000	708000
25	-Do-	Bishal Jattan	Bishal Rajulian	359100	377000	179550	189000	590100	620000	708000
26	-Do-		Nawah	359100	377000	179550	189000	590100	620000	708000
27	-Do-	-Do-	Kah	359100	377000	179550	189000	393750	413000	472000
28	-Do-		Mansu	359100	377000	179550	189000	590100	620000	708000
29	-Do-	Barrian	Rakh Kathiala Rural	786450	826000	550200	578000	1359750	1428000	1632000
30	-Do-	Jib	Jib	1054000	1138000	638000	689000	1739000	1878000	2226000
31	-Do-	Rehmbal	Rehmbal	2070600	2174000	1643250	1725000	3339000	3506000	4073000
32	-Do-		Khatriar	1953000	2051000	1596000	1676000	3244500	3407000	3893000
33	-Do-	Padanoo	Padanoo	943950	991000	606900	637000	1488900	1563000	1787000
34	-Do-		Kalta	843150	885000	525000	551000	1433250	1505000	1720000
35	-Do-	Badali	Badali	1081500	1136000	882000	926000	1736700	1824000	2084000
36	-Do-		Deli Chak	856800	900000	706650	742000	1424850	1496000	1701000
37	-Do-		Manpa	890400	935000	735000	772000	1480500	1554000	1777000
38	-Do-	Sansoo	Sansoo	926100	972000	741300	778000	1461600	1535000	1754000
39	-Do-		Rakh Sansoo	917700	964000	720300	756000	1486800	1561000	1784000
40	-Do-		Kotli Pain	841050	883000	655200	688000	1392300	1462000	1671000
41	-Do-		Megain	841050	883000	655200	688000	1392300	1462000	1671000
42	-Do-	Bali	Bali (Upper)	320000	336000	268000	281000	582000	611000	698000
43	-Do-		Bali (Lower)	345000	362000	285000	299000	590000	620000	826000
44	-Do-		Ladey	347550	365000	281400	296000	584850	614000	702000

S. No.	Tehsil	Patwar Halqa	Village	Value per Kanal (In Rs)						
				Irrigated		Un-Irrigated		Rates for Residential/Commercial purpose in Rural areas (per Kanal) for the Year-2022		
				Existing (2021)	Notified (2022)	Existing (2021)	Notified (2022)	Existing (2021)	Residential (Notified)	Commercial (Notified)
45	Udhampur	Manta	Manta	176400	185000	143850	151000	281400	296000	338000
46	-Do-	Manta	Moud	291900	306500	237300	249000	496650	522000	621000
47	-Do-	Manta	Chattara	303188	318000	264600	278000	512400	538000	615000
48	-Do-		Toldi	330750	347000	264600	278000	562800	591000	704000
49	-Do-	Ladha	Ladha	171150	180000	132300	139000	281400	296000	338000
50	-Do-	Ladha	Dhar Ladha	171150	180000	132300	139000	281400	296000	338000
51	-Do-	Samroli	Samroli	408450	441000	291900	315000	744450	804000	1027000
52	-Do-		Narsoo	408450	441000	298200	322000	744450	804000	1027000
53	-Do-		Chunti	171150	180000	132300	139000	281400	296000	338000
54	-Do-	Chirdi	Chirdi	171150	180000	132300	139000	281400	296000	338000
55	-Do-		Kither	264600	278000	181913	191000	402150	422000	483000
56	-Do-	Roun	Roun	452550	489000	369600	399000	710850	768000	853000
57	-Do-		Breedian	364350	394000	269850	291000	639450	691000	767000
58	-Do-	Garnai	Garnai	475000	513000	362000	391000	635000	686000	857000
59	-Do-	Garnai	Deola	485000	524000	360000	389000	785000	848000	981000
60	-Do-		Kothi	474600	513000	352800	381000	771750	834000	926000
61	-Do-		Lota	305000	329000	245000	265000	776000	838000	1048000
62	-Do-	Battal	Battal	425000	459000	375000	405000	625000	675000	875000
63	-Do-	Darsoo	Darsoo	185850	195000	123900	130000	290850	305000	349000
64	-Do-		Gudhar	185850	195000	123900	130000	290850	305000	349000
65	-Do-	Malhar	Malhar	515000	556000	355000	384000	810000	875000	1118000
66	-Do-		Radakote	330750	347000	224700	236000	529200	556000	635000
67	-Do-		Kangeru	335000	352000	227000	238000	533000	560000	640000

S. No.	Tehsil	Patwar Halqa	Village	Value per Kanal (In Rs)						
				Irrigated		Un-Irrigated		Rates for Residential/Commercial purpose in Rural areas (per Kanal) for the Year-2022		
				Existing (2021)	Notified (2022)	Existing (2021)	Notified (2022)	Existing (2021)	Residential (Notified)	Commercial (Notified)
68	Udhampur	Malhar	Chalora	330750	347000	224700	236000	529200	556000	635000
69	-Do-		Ladyala	330750	347000	224700	236000	529200	556000	635000
70	-Do-	Ballian	Ballian	1030000	1112000	885000	956000	1920000	2074000	2592000
71	-Do-		Sutain	926100	972000	727650	764000	1673700	1757000	2008000
72	-Do-		Sounthan	1018500	1069000	833700	875000	1673700	1757000	2008000
73	-Do-	Ballian	Thill	1018500	1069000	833700	875000	1673700	1757000	2008000
74	-Do-		Lehri	1018500	1069000	833700	875000	1673700	1757000	2008000
75	-Do-	Rathian	Rathian	1080000	1166000	870000	940000	1820000	1965000	2457000
76	-Do-		Loundana	1090000	1177000	860000	929000	1830000	1976000	2379000
77	-Do-		Phangyal	1090000	1177000	860000	929000	1830000	1976000	2562000
78	-Do-	Kashirah	Kashirah	775950	838000	463050	500000	1212750	1310000	1516000
79	-Do-		Priyan	679350	713000	409500	430000	1109850	1165000	1332000
80	-Do-		Ghordi	691950	747000	417900	451000	1130850	1221000	1414000
81	-Do-		Channi	691950	727000	417900	439000	1130850	1187000	1414000
82	-Do-	Kawah	Kawah	383000	402000	283000	297000	630000	662000	756000
83	-Do-		Baryal	510000	551000	390000	421000	830000	896000	1038000
84	-Do-	Jaganoo	Jaganoo	472500	496000	364350	383000	782250	821000	939000
85	-Do-		Rakh Jaganoo	327600	344000	242550	255000	557550	585000	669000
86	-Do-		Ser	249900	262000	210000	221000	425250	447000	510000
87	-Do-	-Do-	Marore	249900	262000	210000	221000	425250	447000	510000
88	-Do-	Thanoa	Thanoa	249900	262000	160650	169000	425250	447000	510000
89	-Do-	Thanoa	Bapli lot	249900	262000	160650	169000	425250	447000	510000
90	-Do-		Tarmara	237300	249000	160650	169000	425250	447000	510000

S. No.	Tehsil	Patwar Halqa	Village	Value per Kanal (In Rs)						
				Irrigated		Un-Irrigated		Rates for Residential/Commercial purpose in Rural areas (per Kanal) for the Year-2022		
				Existing (2021)	Notified (2022)	Existing (2021)	Notified (2022)	Existing (2021)	Residential (Notified)	Commercial (Notified)
91	Udhampur	Thanoa	Rakh Thanoa	237300	249000	160650	169000	425250	447000	510000
92	-Do-		Bhagpur	388500	408000	266700	280000	666750	700000	800000
93	-Do-		Kah Sadotrain	266700	280000	157500	165000	400050	420000	480000
94	-Do-	Bassan	Bassan	273000	287000	194250	204000	400050	420000	480000
95	-Do-		Kuperla	273000	287000	194250	204000	400050	420000	480000
96	-Do-	Barta	Barta	364350	383000	205800	216000	557550	585000	669000
97	-Do-		Johnu	255150	268000	181650	191000	400050	420000	480000
98	-Do-	Ritti	Ritti	271950	286000	185850	195000	432600	454000	541000
99	-Do-		Lusal	278250	292000	185850	195000	432600	454000	519000
100	-Do-	Ritti	Mandolat	255150	268000	181650	191000	424200	445000	509000
101	-Do-	Kuh	Kuh	259350	272000	160650	169000	407400	428000	509000
102	-Do-	-Do-	Chai	273000	287000	181650	191000	400050	420000	480000
103	-Do-		Kasheer	242550	255000	181650	191000	400050	420000	480000
104	-Do-	Kuh	Chapper	242550	255000	181650	191000	400050	420000	480000
105	-Do-		Dudhar	242550	255000	181650	191000	400050	420000	480000
106	-Do-	Sunal	Sunal	242550	255000	181650	191000	400050	420000	480000
107	-Do-	Sunal	Karowa	315000	331000	242550	255000	557550	585000	669000
108	-Do-	Dhalphar	Dhalpar	266700	280000	181650	191000	400050	420000	480000
109	-Do-		Shivnagar	242550	255000	181650	191000	400050	420000	480000
110	-Do-		Bubail	388500	408000	157500	165000	636300	668000	764000
111	-Do-	Tikri	Tikri	730000	766000	575000	604000	1300000	1365000	1755000
112	-Do-		Lehnu	460950	484000	339150	356000	727650	764000	873000
113	-Do-		Jarmara	364350	383000	242550	255000	606900	637000	698000

[Handwritten signatures]

S. No.	Tehsil	Patwar Halqa	Village	Value per Kanal (In Rs)						
				Irrigated		Un-Irrigated		Rates for Residential/Commercial purpose in Rural areas (per Kanal) for the Year-2022		
				Existing (2021)	Notified (2022)	Existing (2021)	Notified (2022)	Existing (2021)	Residential (Notified)	Commercial (Notified)
114	Udhampur	Mand	Mand	740000	777000	560000	588000	1210000	1270000	1694000
115	-Do-	Dhanoo	Dhanoo	346500	364000	321300	337000	568050	597000	682000
116	-Do-		Chadai	346500	364000	321300	337000	568050	597000	682000
117	-Do-	-Do-	Gatial	346500	364000	321300	337000	568050	597000	682000
118	-Do-	Seen Thakran	Seen Thakran	259350	272000	222600	234000	445200	468000	534000
119	-Do-	Seen Thakran	Kah Phalata	407400	428000	296100	311000	618450	649000	742000
120	-Do-	Seen Brahmana	Seen Brahmana	259350	272000	222600	234000	445200	468000	534000
121	-Do-		Khandrah	220500	232000	183750	193000	300300	315000	360000
122	-Do-	Samundrani	Samundrani	324450	341000	237300	249000	511350	537000	639000
123	-Do-	Barolla	Barolla	300000	315000	238000	250000	531000	558000	664000
124	-Do-		Neeli Nallah	312000	328000	225000	236000	531000	558000	717000
125	-Do-		Nallah Kuhlana	416000	437000	282000	296000	674000	708000	809000
126	-Do-		Kuper Chang	327600	344000	229950	241000	557550	585000	669000
127	-Do-	Hartarian	Hartarian	364350	383000	303450	319000	416850	438000	500000
128	-Do-		Sunari	424200	445000	303450	319000	581700	611000	727000
129	-Do-		Kemal Danga	428400	450000	306600	322000	612150	643000	765000
130	-Do-	Hartarian	Moungrali	428400	450000	306600	322000	489300	514000	587000
131	-Do-	Muttal	Muttal	279300	293000	194250	204000	497700	523000	597000
132	-Do-	-Do-	Samole	175350	184000	145950	153000	297150	312000	357000
133	-Do-	Kotli Jijan	Kotli Jijan	415800	437000	306600	322000	500850	526000	601000
134	-Do-		Patta	147000	154000	121800	128000	242550	255000	291000
135	-Do-	Mali	Mali	133350	140000	121800	128000	181650	191000	218000

S. No.	Tehsil	Patwar Halqa	Village	Value per Kanal (In Rs)						
				Irrigated		Un-Irrigated		Rates for Residential/Commercial purpose in Rural areas (per Kanal) for the Year-2022		
				Existing (2021)	Notified (2022)	Existing (2021)	Notified (2022)	Existing (2021)	Residential (Notified)	Commercial (Notified)
136	Udhampur	Mali	Jadsarkote	151200	159000	137550	145000	206850	217000	248000
137	-Do-	Mansar	Mansar	433650	455000	324450	341000	722400	758000	867000
138	-Do-		Phangara Khalsa	216300	227000	144900	152000	253050	266000	304000
139	-Do-		Phangara Jagir	216300	227000	144900	152000	267750	281000	321000
140	-Do-	Krimchi	Krimchi	457800	481000	315000	331000	750750	788000	938000
141	-Do-	Krimchi	Sourap	157500	165000	142800	150000	286650	301000	344000
142	-Do-	Tirshi	Tirshi	211050	222000	161700	170000	281400	296000	338000
143	-Do-		Gandala	211050	222000	161700	170000	281400	296000	338000
144	-Do-		Himbra	211050	222000	161700	170000	295050	310000	354000
145	-Do-	Debriah	Debriah	202650	213000	173250	182000	353850	372000	425000
146	-Do-	-Do-	Rakh Neera Naal	158550	167000	144900	152000	238350	250000	286000
147	-Do-	Chak Rakhwalan	Chak Rakhwalan	471450	495000	437850	460000	833700	875000	1000000
148	-Do-		Shitrambal	406350	427000	317100	333000	667800	701000	800000
149	-Do-	Chak Rakhwalan	Soakar	393750	413000	196350	206000	645750	678000	775000
150	-Do-		Salmari	212100	223000	161700	170000	334950	352000	400000
151	-Do-	Sial Jattan	Sial Jattan	204000	214000	148000	155000	358000	376000	495000
152	-Do-		Lansi	202650	213000	145950	153000	349650	367000	490000
153	-Do-		Baili	238000	257000	180000	194000	345000	373000	483000
154	-Do-	Sial Jattan	Jar	216300	227000	173250	182000	353850	372000	425000
155	-Do-		Kandal	158550	167000	144900	152000	200550	211000	241000
156	-Do-	Mangiote	Mangiote	407400	428000	295050	310000	645750	678000	807000
157	-Do-		Ferna	224700	236000	169050	178000	393750	413000	472000

S. No.	Tehsil	Patwar Halqa	Village	Value per Kanal (In Rs)						
				Irrigated		Un-Irrigated		Rates for Residential/Commercial purpose in Rural areas (per Kanal) for the Year-2022		
				Existing (2021)	Notified (2022)	Existing (2021)	Notified (2022)	Existing (2021)	Residential (Notified)	Commercial (Notified)
158	Udhampur	Mangiote	Takoli	224700	236000	169050	178000	393750	413000	472000
159	-Do-	Tope	Tope	211050	222000	169050	178000	323400	340000	388000
160	-Do-	-Do-	Mela	211050	222000	169050	178000	323400	340000	388000
161	-Do-		Bhatla	211050	222000	169050	178000	323400	340000	388000
1	Panchari	Kulyar	Punwal	203940	214000	169950	178000	209090	220000	250000
2	-do-		Kulyar Bala	192610	202000	169950	178000	260590	274000	312000
3	-do-	Kulyar	Kulyar Pain	181280	191000	163770	172000	226600	238000	271000
4	-do-		Bhrayee	185000	194000	163770	172000	226600	238000	271000
5	-do-	Chulna	Chulna	324000	340000	279720	294000	400680	421000	500000
6	-do-	Meer	Meer	324000	340000	279720	294000	405000	425000	500000
7	-do-	Pathi	Pathi	308880	324000	267840	281000	380160	399000	475000
8	-do-		Narore	294580	309000	255440	268000	319300	335000	383000
9	-do-	Lander	Brinda Lander	203940	214000	186430	196000	226600	238000	272000
10	-do-	Lander	Kansal	203940	214000	186430	196000	226600	238000	272000
11	-do-		Majar Rasyallan	203940	214000	186430	196000	226600	238000	272000
12	-do-	Dandota	Dandota	203940	214000	186430	196000	226600	238000	272000
13	-do-		Malti	192610	202000	181280	190000	209090	220000	250000
14	-do-	Kotla	Kotla	192610	202000	181280	190000	209090	220000	250000
15	-do-		Diggi	192610	202000	181280	190000	203940	214000	245000
16	-do-	Kotla	Purani Bhutti	192610	202000	158620	167000	203940	214000	245000
17	-do-	Badhota	Badhota	192610	202000	158620	167000	209090	220000	250000
18	-do-	Sadhota	Sadhota	192610	202000	158620	167000	203940	214000	245000
19	-do-		Galiote	181280	190000	158620	167000	203940	214000	245000

S. No.	Tehsil	Patwar Halqa	Village	Value per Kanal (In Rs)						
				Irrigated		Un-Irrigated		Rates for Residential/Commercial purpose in Rural areas (per Kanal) for the Year-2022		
				Existing (2021)	Notified (2022)	Existing (2021)	Notified (2022)	Existing (2021)	Residential (Notified)	Commercial (Notified)
20	Panchari	Katti	Katti	192610	202000	181280	190000	209090	220000	250000
21	-do-		Ush-Suba	203940	214000	192610	202000	215270	226000	258000
22	-do-	Latyar	Latyar	203940	214000	192610	202000	215270	226000	258000
23	-do-		Ush Nihala	203940	214000	192610	202000	215270	226000	258000
1	Moungri	Panjar	Panjar	171000	185000	132000	143000	182000	197000	218000
2	-do-		Saddal Thathli	149000	157000	121000	127000	182000	191000	210000
3	-do-		Dubkabag	149000	157000	121000	127000	182000	191000	210000
4	-do-	Basnote	Basnote	166000	179000	127000	137000	192000	207000	221000
5	-do-		Nali-Nikka	159000	167000	132000	139000	182000	191000	210000
6	-do-		Dubi-Gali	159000	167000	132000	139000	182000	191000	210000
7	-do-	Moungri	Moungri	166000	179000	145000	157000	192000	207000	230000
8	-do-		Laddal Moungri	149000	157000	132000	145000	182000	191000	210000
9	-do-		Kalsote	153000	165000	121000	131000	182000	197000	218000
10	-do-	Ladda	Ladda	153000	161000	121000	133000	182000	191000	210000
11	-do-		Kothri	153000	161000	121000	133000	182000	191000	210000
12	-do-	Lalli	Lalli	153000	161000	121000	133000	182000	191000	210000
13	-do-		Damnote	153000	165000	121000	131000	182000	197000	218000
14	-do-	Radhnote	Radhnote	154000	166000	121000	131000	182000	197000	218000
15	-do-		Thata kote	154000	162000	121000	127000	182000	191000	210000
16	-do-		Dhingi dhar	154000	162000	121000	127000	182000	191000	210000
17	-do-		Parand	154000	162000	121000	127000	182000	191000	210000
1	Majalta	Majalta	Majalta	248000	268000	235000	254000	270000	292000	337000
2	-Do-		Satrari	151000	163000	144000	156000	189000	204000	227000

S. No.	Tehsil	Patwar Halqa	Village	Value per Kanal (In Rs)						
				Irrigated		Un-Irrigated		Rates for Residential/Commercial purpose in Rural areas (per Kanal) for the Year-2022		
				Existing (2021)	Notified (2022)	Existing (2021)	Notified (2022)	Existing (2021)	Residential (Notified)	Commercial (Notified)
3	Majalta	Thalora	Thalora	324500	350000	258500	280000	341000	368000	426000
4	-Do-		Chiani	141750	149000	123900	130000	148050	155000	178000
5	-Do-		Nagrota Tajoor	131250	138000	120750	127000	138600	146000	166000
6	-Do-	Peoni	Peoni	136500	147000	123900	134000	141750	153000	170000
7	-Do-		Kathieel Dangu	136500	147000	123900	134000	141750	153000	170000
8	-Do-	Peoni	Tajoor	136500	147000	123900	134000	141750	153000	170000
9	-Do-	Jansal	Jansal	136500	147000	123900	134000	141750	153000	170000
10	-Do-		Plater	131000	141000	124000	134000	143000	154000	172000
11	-Do-	Jansal	Jagwal	131000	141000	124000	134000	143000	154000	172000
12	-Do-		Haripur	127050	133000	121800	128000	139650	147000	168000
13	-Do-	Dhamma	Dhamma	131000	141000	124000	134000	143000	154000	172000
14	-Do-		Garh Pamasta	131000	141000	124000	134000	143000	154000	172000
15	-Do-		Lalla	127050	133000	121800	128000	139650	147000	168000
16	-Do-	Bhamnara	Bhamnara	318000	343000	252000	272000	355000	384000	444000
17	-Do-		Neeli	227000	238000	189000	198000	240000	252000	288000
18	-Do-	Bhamnara	Shahpur	149000	156000	136000	143000	164000	172000	197000
19	-Do-	Thial	Thial	215000	232000	203000	219000	242000	261000	290000
20	-Do-		Bilaspur	240000	252000	195000	205000	240000	252000	280000
21	-Do-		Sunal	240000	259000	195000	211000	240000	259000	280000
22	-Do-		Deot	240000	259000	195000	211000	240000	259000	300000
23	-Do-	Palnoo	Palnoo	140000	147000	127000	133000	152000	160000	182000
24	-Do-		Pathwar	140000	147000	127000	133000	192000	202000	230000
25	-Do-		Jakhenoo	140000	147000	127000	133000	192000	202000	230000

[Handwritten signatures]

S. No.	Tehsil	Patwar Halqa	Village	Value per Kanal (In Rs)						
				Irrigated		Un-Irrigated		Rates for Residential/Commercial purpose in Rural areas (per Kanal) for the Year-2022		
				Existing (2021)	Notified (2022)	Existing (2021)	Notified (2022)	Existing (2021)	Residential (Notified)	Commercial (Notified)
26	Majalta	Sehal	Sehal	188000	197000	149000	156000	200000	210000	240000
27	-Do-	Sehal	Kehal	238000	257000	200000	216000	252000	272000	300000
28	-Do-	Chaini mansar	Chaini Mansar	242000	261000	170500	184000	349800	378000	438000
29	-Do-		Bhatti Barighar	131000	138000	121000	127000	145000	152000	174000
30	-Do-		Bhupnergarh	167000	175000	156000	164000	180000	189000	216000
31	-Do-	Amara	Amara	238000	257000	225000	243000	258000	279000	322000
32	-Do-		Nakki	238000	257000	225000	243000	258000	279000	310000
33	-Do-		Omwarra	154000	162000	140000	147000	168000	176000	200000
34	-Do-		Sundla	199000	209000	188000	197000	232000	244000	278000
35	-Do-	G.s. Banj	Garh Samna Banj	135000	142000	124000	130000	149000	156000	178000
36	-Do-		Babey	135000	142000	124000	130000	142000	149000	170000
37	-Do-		Chore	135000	142000	124000	130000	142000	149000	170000
38	-Do-	G.s. Banj	Motto	135000	142000	124000	130000	142000	149000	170000
39	-Do-	Battal	Battal	325000	351000	260000	281000	388000	419000	485000
40	-Do-	Battal	Baryalta	265000	286000	252000	272000	378000	408000	454000
41	-Do-		SrialChuha	170000	178000	145000	152000	180000	189000	216000
42	-Do-		Kakrai	290000	305000	183000	192000	362000	380000	434000
1	Ramnagar	Ramnagar	Marta	224700	242600	178500	189000	299250	329200	341100
2	-Do-		Jandarari	224700	235200	178500	189000	299250	323200	329200
3	-Do-		Thaplal	320250	345900	198450	214300	456750	511600	566400
4	-Do-	Sattian	Sattian	136500	144700	123900	131000	149100	161000	167000
5	-Do-		Prey	138600	146900	126000	134000	176400	190500	197600

S. No.	Tehsil	Patwar Halqa	Village	Value per Kanal (In Rs)						
				Irrigated		Un-Irrigated		Rates for Residential/Commercial purpose in Rural areas (per Kanal) for the Year-2022		
				Existing (2021)	Notified (2022)	Existing (2021)	Notified (2022)	Existing (2021)	Residential (Notified)	Commercial (Notified)
6	Ramnagar	Sattian	Sullan	133350	141400	121800	129000	147000	158800	164600
7	-Do-		Tagan	134400	142500	122850	130000	148050	159900	165800
8	-Do-		Kella	127050	134700	121800	129000	133350	144000	144000
9	-Do-		Katwalt	127050	134700	121800	129000	133350	144000	144000
10	-Do-	Kirmoo	Kirmoo	462000	503600	334950	366000	688800	812800	854100
11	-Do-		Kheen	224700	238200	176400	187000	257250	277800	288100
12	-Do-		Sunetar	231000	249500	183750	198500	277200	310500	327100
13	-Do-	Dhanwalt	Dhanwalt	133350	141400	121800	129000	147000	158800	164600
14	-Do-		Bhaila	133350	144000	121800	129000	147000	158800	164600
15	-Do-	Dhanwalt	Farole	133350	144000	121800	129000	147000	158800	164600
16	-Do-		Konain	133350	144000	121800	129000	147000	158800	164600
17	-Do-		Udhak	133350	144000	121800	129000	147000	158800	164600
18	-Do-		Rang	133350	144000	121800	129000	147000	158800	164600
19	-Do-		Blandh	133350	144000	121800	129000	151200	163300	169400
20	-Do-	Kogar Marh	Kogar Marh	136500	147500	124950	132000	151200	163300	169400
21	-Do-	-Do-	Pinger	136500	147500	124950	132000	151200	163300	169400
22	-Do-		Bainsta	133350	144000	121800	129000	147000	158800	164600
23	-Do-		Thely	133350	144000	121800	129000	147000	158800	164600
24	-Do-	Kaghote	Kaghote	435750	470600	344400	372000	546000	611500	655200
25	-Do-		Dehari	435750	470600	344400	372000	546000	611500	655200
26	-Do-	Bhatyari	Bhatyari	194250	207900	150150	160700	239400	263300	275300
27	-Do-		Kathil Ganju	191100	206400	147000	156000	234150	257600	269300
28	-Do-		Romain	160650	173500	121800	129000	199500	219500	229400

[Handwritten signatures]

S. No.	Tehsil	Patwar Halqa	Village	Value per Kanal (In Rs)						
				Irrigated		Un-Irrigated		Rates for Residential/Commercial purpose in Rural areas (per Kanal) for the Year-2022		
				Existing (2021)	Notified (2022)	Existing (2021)	Notified (2022)	Existing (2021)	Residential (Notified)	Commercial (Notified)
29	Ramnagar	Bhatyari	Plarn	160650	173500	124950	132000	199500	219500	229400
30	-Do-	Dalsar	Dalsar	336000	366200	305550	333100	399000	446900	478800
31	-Do-		Badhole	215250	234600	153300	167000	254100	284600	304900
32	-Do-		Birnoo	225750	246000	151200	164800	287700	330900	345200
33	-Do-		Kanah	228900	249500	152250	166000	289800	333300	347800
34	-Do-		Suinti	133350	141400	121800	129000	147000	161700	169100
35	-Do-		Surni	135450	143600	124950	132000	151200	164800	169400
36	-Do-		Jandrore	Jandrore	228900	249500	144900	158000	304500	350200
37	-Do-	Jandrore	Ressain	189000	200400	130200	138000	219450	237000	245800
38	-Do-		Nalla Mallian	147000	155800	121800	129000	191100	206400	214000
39	-Do-	Ghordi	Ghordi Khas	309750	340700	233100	256400	540750	638100	681300
40	-Do-		Nagrota Ghordi	315000	346500	236250	259900	551250	650500	694600
41	-Do-	Ghordi	Bindla	262500	278300	144900	154000	361200	390100	404500
42	-Do-		Ser- Bala	143850	152500	124950	132000	204750	221100	229300
43	-Do-	Nalla Ghouran	Nalla Ghouran	147000	155800	121800	129000	191100	206400	214000
44	-Do-		Jagir Ghordi	309750	340700	233100	256400	466200	536100	582800
45	-Do-	Chanunta	Chanunta	136500	150200	126000	138600	191100	219800	238900
46	-Do-		Bhugtrain	136500	150200	126000	138600	191100	219800	238900
47	-Do-		Panj Grain	138600	152500	127050	139800	193200	222200	241500
48	-Do-		Ser-Manjla	133350	141400	122850	130000	181650	196200	203400
49	-Do-	Dhandal	Dhandal	165900	182500	129150	142100	225750	259600	282200
50	-Do-		Larh	241500	256000	134400	142000	296100	319800	331600
51	-Do-		Mahni	147000	155800	121800	129000	220500	238100	247000


[Handwritten signatures]


S. No.	Tehsil	Patwar Halqa	Village	Value per Kanal (In Rs)						
				Irrigated		Un-Irrigated		Rates for Residential/Commercial purpose in Rural areas (per Kanal) for the Year-2022		
				Existing (2021)	Notified (2022)	Existing (2021)	Notified (2022)	Existing (2021)	Residential (Notified)	Commercial (Notified)
52	Ramnagar	Dhandal	Sarsoo	180600	196800	151200	164800	241500	277700	301900
53	-Do-	Hataryan	Hataryan	180600	191400	151200	160000	241500	256000	270500
54	-Do-	-Do-	Sughlar	180600	195000	151200	163300	225750	259600	282200
55	-Do-		Proa Jagir	173250	183600	134400	142000	224700	242700	251700
56	-Do-	Barmeen	Barmeen	232050	259900	171150	191700	299250	347100	377100
57	-Do-	Barmeen	Satyalta	126000	133600	124950	132000	139650	150800	156400
58	-Do-	Amroh	Amroh	149100	164000	123900	136300	194250	223400	242800
59	-Do-		Incha	150150	165200	124950	137500	196350	227800	245500
60	-Do-		Keya	149100	158000	123900	131000	194250	213700	221500
61	-Do-		Bari	132300	140200	121800	129000	160650	173500	179900
62	-Do-		Ladana	132300	140200	121800	129000	139650	150800	156400
63	-Do-	Joffer	Joffer	133350	141400	121800	129000	147000	158800	164600
64	-Do-		Balota Chigla	128100	135800	122850	130000	141750	150000	158800
65	-Do-	Joffer	Lehar	128100	135800	122850	130000	141750	153100	158800
66	-Do-		Dheeran	147000	158800	127050	137200	153300	171700	184000
67	-Do-		Baryalta Samnabanj	128100	138400	122850	132700	141750	158800	170100
1	Chenani	Gharian	Gharian Kallan	152250	156820	129150	133030	170100	178600	204100
2			Gharian Khurd	152250	156820	129150	133030	170100	178600	204100
3			Matiowa	152250	156820	129150	133030	170100	178600	195600
4			Kulasar	143850	148170	121800	125460	150150	157700	172700
5		Nagulta	Nagulta	162750	170890	135450	142230	171150	183100	208900
6			Tandhar	236250	248070	192150	201760	236250	252800	295300

S. No.	Tehsil	Patwar Halqa	Village	Value per Kanal (In Rs)						
				Irrigated		Un-Irrigated		Rates for Residential/Commercial purpose in Rural areas (per Kanal) for the Year-2022		
				Existing (2021)	Notified (2022)	Existing (2021)	Notified (2022)	Existing (2021)	Residential (Notified)	Commercial (Notified)
7	Chenani	Karah	Karah	820050	861060	676200	710010	914550	1006000	1189000
8			Bashat	307650	353800	217350	250000	323400	381600	404300
9			Chullyar	353850	364500	280350	290000	362250	380400	452900
10			Dhar Shiv Garh	142800	147090	136500	140600	150150	157700	172700
11		Satyalta	Satyalta	138600	142760	131250	135190	144900	152100	166700
12			Charat	134400	138440	128100	131950	141750	148800	163000
13			Bant	134400	138440	128100	131950	141750	148800	163000
14			Kahri	168000	173040	138600	142760	171150	176300	196800
15		Chenani	Sewna	283500	292010	183750	189270	291900	306500	344500
16			Batna (Partially)	367500	378530	249900	257400	383250	402400	486800
17			Champari	362250	373120	244650	251990	359100	377000	466800
18			Khurd	309750	319040	246750	254150	319200	335100	367000
19			Ghantwal	446250	459640	327600	337430	488250	512600	585900
20			Margana	133350	137350	127050	130860	139650	146600	164800
21			Ancha	133350	137350	127050	130860	139650	146600	167600
22			Baishty	162750	170900	154350	162000	170100	187110	211000
23			Mandir Dosala	133350	137350	127050	130860	139650	146600	164800
24		Mada	Mada (Partially)	540750	567790	449400	471870	588000	646800	746800
25			Kither Jagir	136500	141000	129150	133000	142800	150000	164200
26		Kud	Kud	728700	765200	539700	566700	801150	881300	1041500
27			Pachote	390600	410200	337050	353900	416850	458500	541900
28			Mandlote	343000	360200	289800	304300	367500	404300	477800
29			Sangote	329700	346200	283500	297700	369600	406600	480500

S. No.	Tehsil	Patwar Halqa	Village	Value per Kanal (In Rs)						
				Irrigated		Un-Irrigated		Rates for Residential/Commercial purpose in Rural areas (per Kanal) for the Year-2022		
				Existing (2021)	Notified (2022)	Existing (2021)	Notified (2022)	Existing (2021)	Residential (Notified)	Commercial (Notified)
30	Chenani	Kud	Kahtriyar	349650	360000	301350	310000	367500	386000	422600
31			Sudhmahadev	Sudhmahadev	477000	491310	375000	386250	536500	590100
32		Bachhal		220500	227110	157500	162230	268800	295700	309100
33		Katwalt		217350	223870	163800	168710	241500	265700	294700
34		Bain		174300	179530	140700	144920	174300	191700	209200
35		Mantalai		228900	235760	158550	163310	273000	300300	341300
36		Ghumarli		143850	148160	129150	133020	143850	155400	165400
37		Haridwar		143850	148160	129150	133020	155400	163200	178700
38		Kharwa		136500	140600	129150	133220	152250	159900	175000
39		Bupp	Bupp	147000	151410	141000	145230	157500	168500	185900
40			Sarar Karpalt	147000	151410	141000	145230	155400	166300	181800
41			Gashand	136500	140600	129000	132870	142800	150000	164200
42			Kosar	161700	166550	134000	138020	177450	195200	204000
43			Jig	142800	147080	129000	132870	160650	168700	184800
44			Marothi	215250	221710	141000	145230	268800	282300	309100
1		Latti-Marothi	Dudu	Dudu	270000	284000	171000	180000	327000	344000
2	Jakhed			316000	335000	202000	214000	490000	520000	613000
3	Pachound		Pachound	152000	160000	128000	135000	176000	185000	211000
4			Padder	219000	230000	128000	135000	253000	266000	304000
5			Dhar Seoj	Un-inhabitated						
6	Latti		Latti	545000	589000	419000	453000	693000	749000	866000
7			Chapper	387000	414000	365000	391000	461000	493000	576000
8	Sira		Sira	157000	167000	131000	139000	179000	190000	224000

S. No.	Tehsil	Patwar Halqa	Village	Value per Kanal (In Rs)						
				Irrigated		Un-Irrigated		Rates for Residential/Commercial purpose in Rural areas (per Kanal) for the Year-2022		
				Existing (2021)	Notified (2022)	Existing (2021)	Notified (2022)	Existing (2021)	Residential (Notified)	Commercial (Notified)
9	Latti-Marothi	Sira	Pattan Garh	150000	158000	116000	122000	155000	163000	186000
1	Basantgarh	Basantgarh	Basantgarh	365000	400000	302000	330000	420000	460000	475000
2	-Do-		Loudhra	162000	175000	143000	155000	212000	230000	236000
3	-Do-		Balota Upperla	197000	210000	147000	160000	250000	270000	278000
4	-Do-	Mang	Mang	183000	200000	150000	162000	193000	210000	217000
5	-Do-		Ponara	132000	142000	125000	135000	161000	172000	177000
6	-Do-		Khaned	132000	142000	125000	135000	142000	152000	156000
7	-Do-		Kadwah	132000	142000	125000	135000	142000	152000	156000
8	-Do-		Playee	132000	142000	125000	135000	144000	155000	160000
9	-Do-		Sia Maheri	132000	142000	125000	135000	144000	155000	160000
10	-Do-		Rai Chak	132000	142000	125000	135000	141000	152000	156000
11	-Do-	Rasli Gadheran	Rasli Thakrai	148000	160000	128000	140000	184000	200000	206000
12	-Do-		Rasli Gadheran	148000	160000	128000	140000	184000	200000	206000
13	-Do-		Rothal	133000	143000	126000	138000	138000	150000	155000
14	-Do-		Chhatrari	148000	160000	128000	140000	184000	200000	206000
15	-Do-		Chakal	132000	145000	126000	137000	138000	150000	155000


Chairman
Deputy Commissioner
Udhampur




Form-II

Value of Built up properties per Sq. Mtr. (in Rs.) for the year 2022 in District Udhampur																		
Name of District	Ward No.	Name of Mohalla/ Colony/ Society/ Street	If roof made of R.C.C				If roof made of R.C.C. Girder				If roof made of Asbestos sheets/ Tin sheets/ English tiles				If roof made of Kacha/Bamboo			
			Residential	Shop	Office	Godown	Residential	Shop	Office	Godown	Residential	Shop	Office	Godown	Residential	Shop	Office	Godown
			1	2	3	4				5				6				7
Udhampur			23595	20086	26257	20086	23595	20086	26257	20086	15730	15730	15730	15730	8107	8107	8107	8107

1. Provisions for depreciation.	= As per affidavit, deduct 1% per year subject to maximum 15%.
2. Provisions for Multistory buildings.	Sams as upto six storeyed.
3. Provisions for transfer of roof	Category of the building changed accordingly.
4. Other Provisions.	Already included in the rates adopted for valuation

S. No	Particulars	Rates
1	Value of Tube Well (Mini Tube well) 200 mm dia	Rs. 19.80 Lacs
	Value of Tube Well (Mini Tube well) 150 mm dia	Rs. 4.00 Lacs
2	Pump House	8.00 Lacs (12'x15')
3	Value of Dug Well	Rs.50.00 lacs (06 Mtr Dia)
4	Value of Well(stone masonry)	Rs.5.50 lacs (Rs. 44,000/sqrm)
5	Other provision	Rs. 45.00 Lacs (Machinery & other Electric Works)


Chairman
Deputy Commissioner
Udhampur